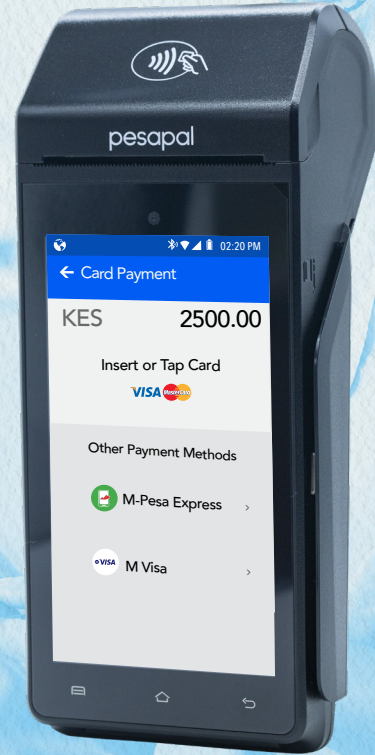


pesapal

How to Make Payments on Pesapal Sabi Smart POS

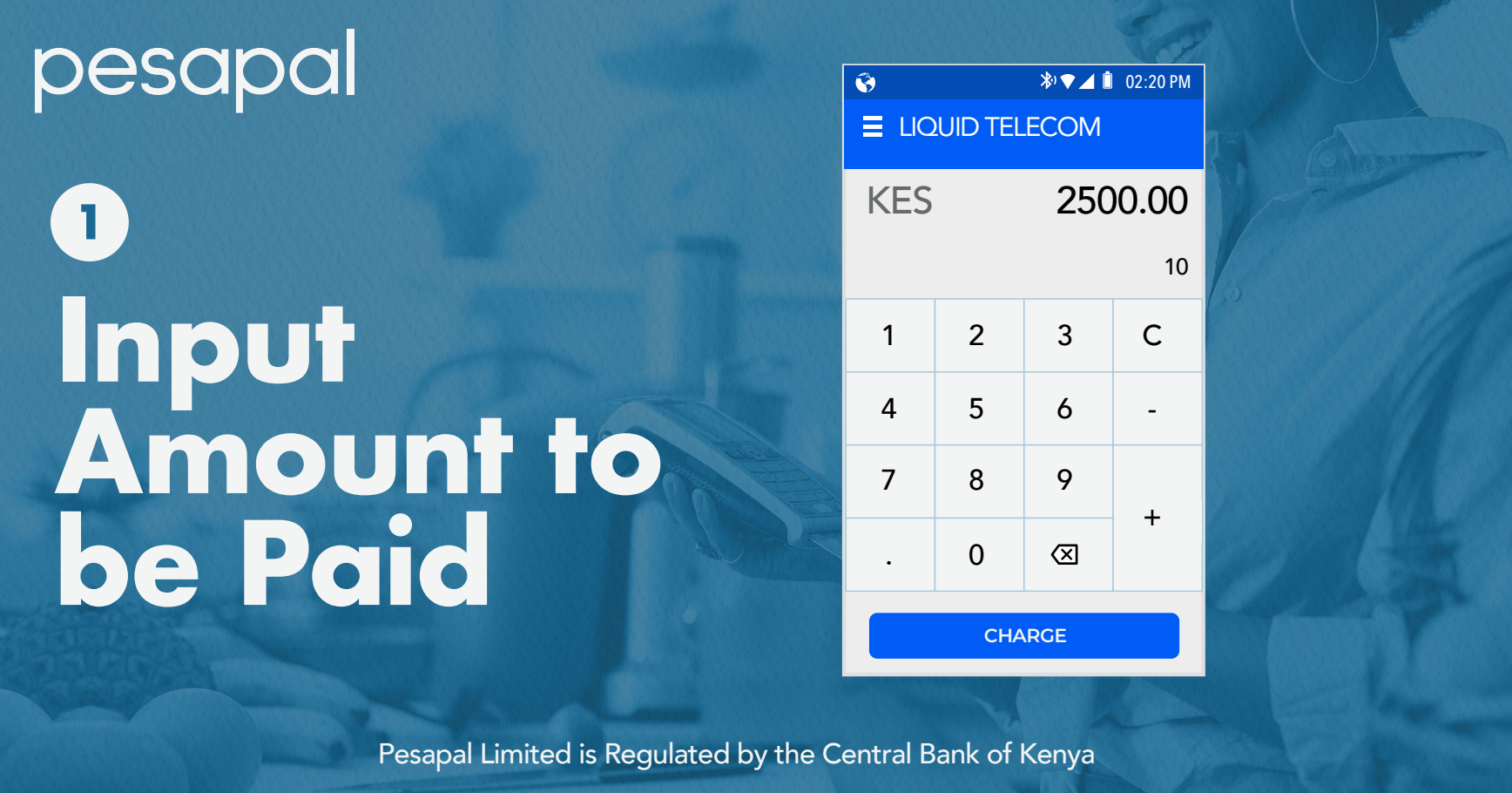


Pesapal Limited is Regulated by the Central Bank of Kenya

pesapal

1

Input
Amount to
be Paid



The image shows a person's hand holding a smartphone. The screen displays the Pesapal app interface. At the top, there's a status bar with a globe icon, signal strength, Wi-Fi, battery, and the time 02:20 PM. Below that is a blue header with a menu icon and the text 'LIQUID TELECOM'. The main display area shows 'KES' on the left and '2500.00' on the right. Below the amount, there's a small '10' on the right. A numeric keypad is visible, with digits 1-9, 0, a decimal point, and function keys 'C', '-', '+', and a backspace icon. At the bottom is a blue button labeled 'CHARGE'.

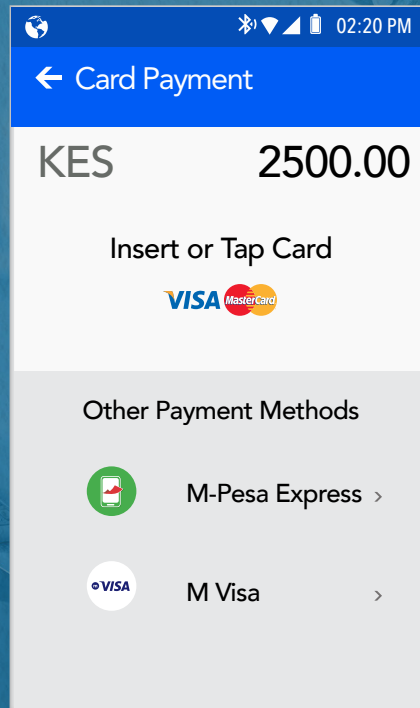
KES		2500.00	
		10	
1	2	3	C
4	5	6	-
7	8	9	+
.	0	⌫	
CHARGE			

Pesapal Limited is Regulated by the Central Bank of Kenya

pesapal

2

Tap to Pay

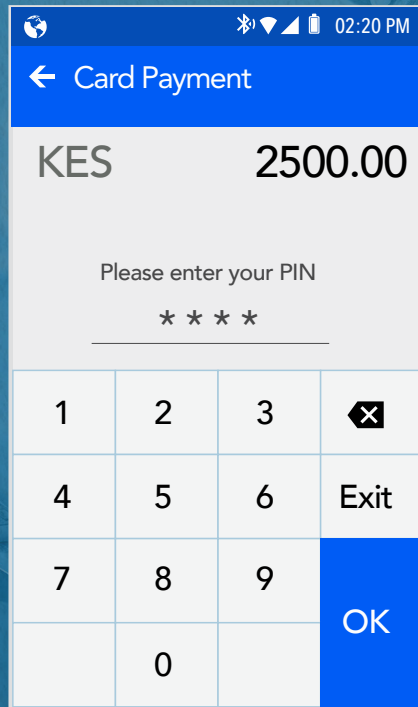


Pesapal Limited is Regulated by the Central Bank of Kenya

pesapal

3

Customer Inputs Their PIN



Card Payment

KES 2500.00

Please enter your PIN

* * * *

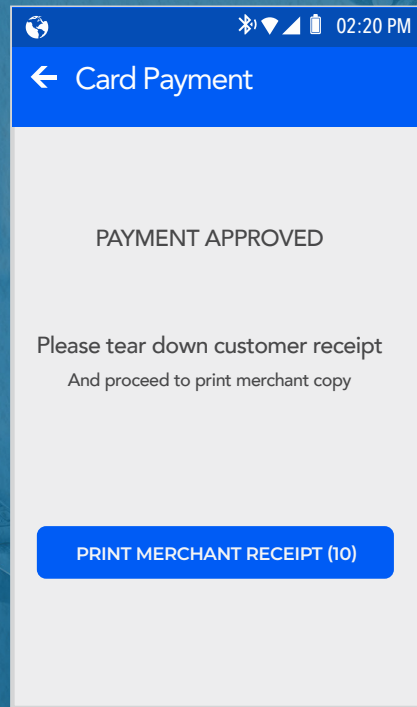
1	2	3	✕
4	5	6	Exit
7	8	9	OK
	0		

Pesapal Limited is Regulated by the Central Bank of Kenya

pesapal

4

Print Receipt



Pesapal Limited is Regulated by the Central Bank of Kenya